

Listen Up

Auditory Activities for Little Learners



Set 3

- Listening Skills
- Improve Behavior
- Following Directions
- No Prep
- Great for ELD/ESL

Created By

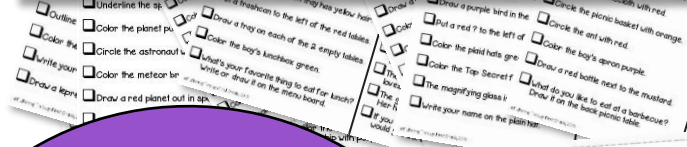


Listen Up! Class Posters



25 Listen Up! Lessons

25 *Differentiated* Listen Up! Directions Cards




CCSS Tracking Sheets, Rubrics & Self Assessments

©Fluttering Through First Grade, 2015

NO PREP
PRINT AND GO
INK FRIENDLY

COMMON
CORE
ALIGNED

Name: _____



Listen Up! Auditory Activities for Little Listeners

Teacher Talk

Draw students' attention to the details that go along with types of animals that live in the ocean. Choose the level below that best meets your listeners' needs. Try both levels at different times during the week, month, or year. Remind students to start listening as soon as the speaker starts speaking. Students are learning to listen the first time. 😊

Differentiated Directions


Beginning

- Color the jellyfish pink.
- Outline the ocean cave with brown.
- Draw a red line under the crab.
- Color the blowfish orange.
- Circle the shrimp with purple.
- Draw a yellow sun in the sky.
- Color the turtle's shell green.
- Draw 3 bubbles above the seahorse.
- Outline the shark with black.
- Trace over the seaweed with green.
- Put 3 blue dots on the dolphin.
- Draw an orange fish in the cave.

Intermediate

- Find the shrimp on the right side. Circle it with orange.
- Count the legs on the crab, then color it red.
- Color the turtle's shell green, then draw a red triangle to the left of it.
- Put a purple X on the seahorse and color the dolphin gray.
- Circle the blowfish with blue then color it orange.
- Draw a school of 5 small yellow fish to the left of the jellyfish.
- Find the seaweed and trace over it with green. Color the sea star orange.
- Draw 2 bubbles above the seahorse and a brown rock to the right of it.
- Draw a yellow sun in the sky. Add 3 blue birds in the sky.
- Outline the shark with black. Color the jellyfish purple.
- Draw 3 pink shells on the ocean floor. Circle the lobster with red.
- Outline the ocean cave with brown. Draw yourself swimming in the opening.

Thank you for trying out our "Listen Up 3! Auditory Activities for Little Learners." If you enjoyed this activity, we have other Listen Up units as well. Buy the BUNDLE and save!

Christy & Tammy 

flutteringthroughfirstgrade@gmail.com

Visit Our Blog for more fun activities!

www.flutteringthroughfirstgrade.com

Follow Us on Facebook

www.facebook.com/flutteringthroughfirstgrade

Come Pin with Us!

www.pinterest.com/fluttering1st

Clip Art and Fonts Credits



Listen Up


Auditory Activities for Little Learners

BUNDLE

Listen Up
Auditory Activities for Little Learners

- Listening Skills
- Improve Behavior

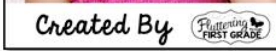
Set 1

Created By 

Listen Up
Auditory Activities for Little Learners

- Listening Skills
- Improve Behavior
- Following Directions
- No Prep
- Great for ELD/ESL


Set 2

Created By 


Listen Up
Auditory Activities for Little Learners

- Listening Skills
- Improve Behavior
- Following Directions
- No Prep
- Great for ELD/ESL

Set 3

Created By 

All 3 Sets

Created By 

©2015 Christy Button & Tammy Farhit, Fluttering Through First Grade –
All rights reserved. Purchase of this unit entitles the purchaser the right to reproduce the pages in limited quantities for classroom use only. Duplication for an entire school, an entire school system or commercial purposes is strictly forbidden without prior written consent from the publishers. flutteringthroughfirstgrade@gmail.com

