

# Language Arts Activities:

## Sunflower Sort

Directions:  
1. Sort words into boxes in front of you.  
2. Match the correct vowel mat to the recording.

Name \_\_\_\_\_

Record the short vowel words in the correct vowel box.

### Short Vowel Sorting

Write 3 more words for each short vowel on the back of this page.

**Short**

**Short**

**Short**

## Fall into Beginning

Directions:  
• Choose a word card.  
• Look at the picture.  
• Say the beginning sound.

**ake**

**ostume**

**row**

**all**

**lower**

## Beginning Sounds

Name \_\_\_\_\_

Say the name of the picture. Circle the correct beginning sound.

s	o	t
f	r	
y	e	a
h	t	u

s	o	k
j	m	b
n	c	e
f	z	c

**ootball**

**kin**

## Fall Words

apple	acorn	barn	corn
-------	-------	------	------

## Fall is Here!

### Little Book

Directions:  
• Use the Fall Words reference card to choose a Fall word for each page of your little book.  
• Write the word on the line, using your neatest printing.  
• Illustrate each page to match the words and numbers of objects written on the page.  
• Remember to add -s or -es to your plurals.

**Read with Me!**

Listen to me read my "Fall is Here" little book. When I am done, give me a compliment about my reading. Then, sign your name below.

1. \_\_\_\_\_  
2. \_\_\_\_\_  
3. \_\_\_\_\_  
4. \_\_\_\_\_  
5. \_\_\_\_\_

**Read with Me!**

Listen to me read my "Fall is Here" little book. When I am done, give me a compliment about my reading. Then, sign your name below.

1. \_\_\_\_\_  
2. \_\_\_\_\_  
3. \_\_\_\_\_  
4. \_\_\_\_\_  
5. \_\_\_\_\_

**Read with Me!**

Listen to me read my "Fall is Here" little book. When I am done, give me a compliment about my reading. Then, sign your name below.

1. \_\_\_\_\_  
2. \_\_\_\_\_  
3. \_\_\_\_\_  
4. \_\_\_\_\_  
5. \_\_\_\_\_

**Common Core Standards**  
L.1.1 Use common nouns.  
RF.1.4 Read with sufficient accuracy and fluency to support comprehension.

**net**

**leg**

**wig**

**ten**

**web**

**Short Vowel CVC Words**

**Fall Word Flip**

Write the word under each picture.


**net**

**leg**

**wig**

**ten**

**web**

**Short Vowel CVC Words**

**net**

**leg**

**wig**

**ten**

**web**

**Short Vowel CVC Words**



# Language Arts Activities:

Autumn Leaves

Name \_\_\_\_\_

Autumn Leaves

Build a Poem

Red, \_\_\_\_\_ and Brown, \_\_\_\_\_  
Autumn leaves are falling \_\_\_\_\_  
Days \_\_\_\_\_ nippy, \_\_\_\_\_ are clear,  
Summer's \_\_\_\_\_ Autumn's \_\_\_\_\_

nts

ar,



Short Vowel Fill-In

f\_x

l\_g

p\_t

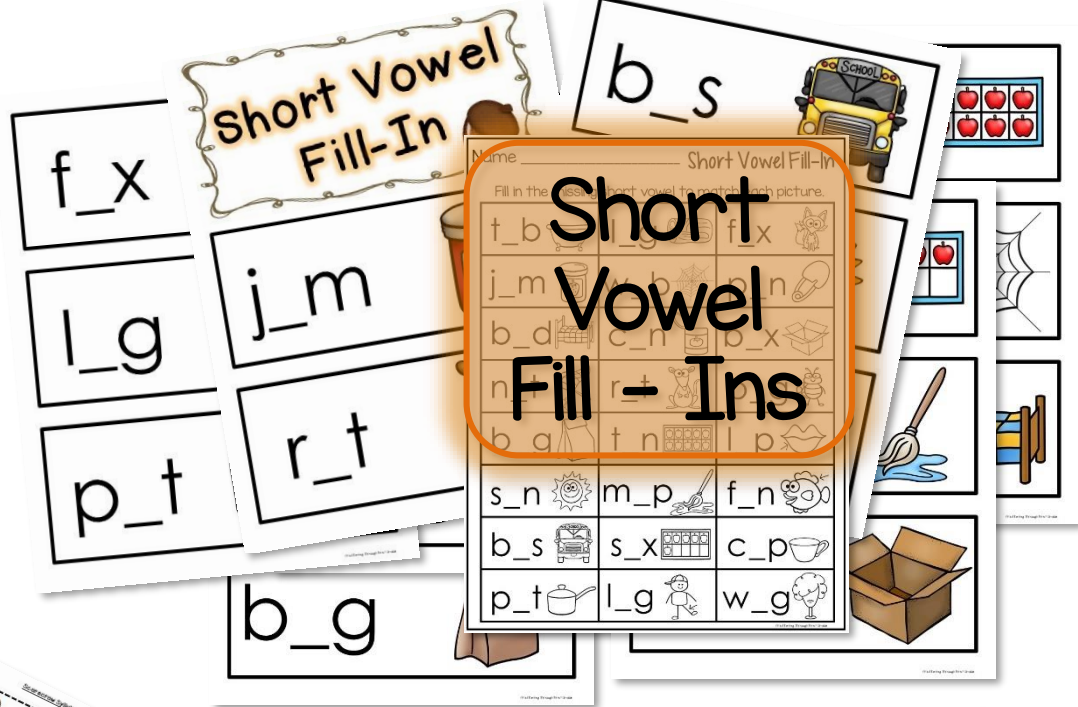
b\_g

j\_m

r\_t

Short Vowel Fill-Ins

t_b	l_g	f_x	
j_m	b_n	p_n	
b_d	c_n	b_x	
n_t	r_t		
b_a	t_n	i_p	
s_n	m_p	f_n	
b_s	s_x	c_p	
p_t	l_g	w_g	



Scarecrow Syllables

Directions:

- Choose a word card
- Read the word
- Place the word on the syllable sorting mat

apple

acorn

barn

crow

rake

tree

Scarecrow Syllables

Name \_\_\_\_\_

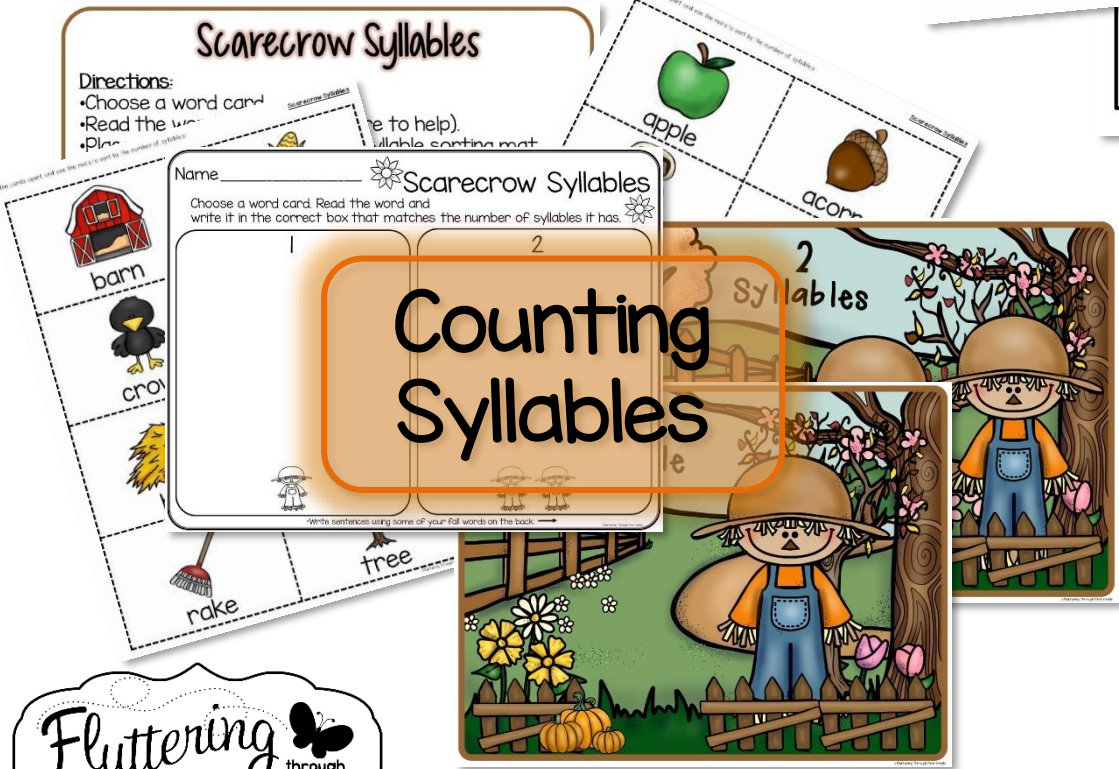
Choose a word card. Read the word and write it in the correct box that matches the number of syllables it has.

1

2

Syllables

Counting Syllables



Oh No-Crow!

Sight Word Scramble!

Write 10 words you were able to unscramble in the boxes below.

1	2
3	4
5	6
7	8
9	10

High Frequency Words

from mofr

one neo

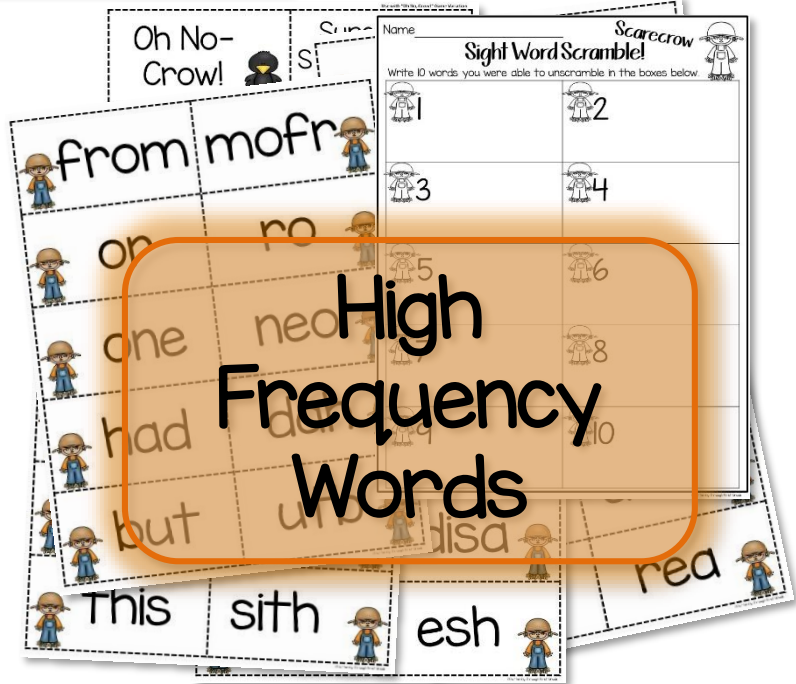
had da

but un

This sith

esh

rea





# Math Activities:

## Addition Sorts

**Apple Pickin'**

Directions:  
 • Choose a card.  
 • Read the equation.  
 • Place it on the correct mat that shows the correct answer.

**Small Group Game Variation:** Place all equation cards face down. Players take turns choosing one card, reading equation aloud, then place it on the corresponding mat.

**Common Core Content Standard:**  
 1.OA.6. Add and subtract within 20, demonstrating fluency for addition and subtraction within 10.

Name: \_\_\_\_\_

Apple Pickin'

Write your equations in the correct box.

4	5
6	7

## Tally Marks

**Rakin' Up the Tallys**

Directions:  
 • Choose a card. Copy the tally marks in the blank space. Then, write the number in the box.

Name: \_\_\_\_\_


## Counting to 20

**Pumpkin Patch Counting**

Directions:  
 • Choose a card.  
 • Find the number that matches the number written on the card.  
 • Record the number of pumpkins next to the number on your recording sheet that matches the one on the wagon.

**Extension:** Turn your paper over and write as many equations as you can that equal the numbers from the front.

**Common Core Standard:**  
 1.NBT.1. Count to 20, starting at any number less than 20. In this range, read and write numerals and represent a number of objects with a written numeral.

Name: \_\_\_\_\_

Pumpkin Patch Counting

Count and record the number of pumpkins on each card. Make sure you write your answers next to the correct number on the recording sheet.

1.	7.
2.	9.
3.	4.
4.	10.
5.	11.
6.	12.

## 10-Frames

**Pumpkin Patch 10-Frames**

Directions:  
 • Use Pumpkin Cards 0-10.  
 • Draw a pumpkin card.  
 • Place that many "pumpkins" on your 10-Frame.  
 • Record an equation starting with the number first.

**Common Core Standard:**  
 1.OA.6. Add and subtract within 20, demonstrating fluency for addition and subtraction within 10. Use strategies such as counting on or making ten.

Name: \_\_\_\_\_

Pumpkin Patch 10-Frames

Draw a pumpkin card and place that many "pumpkins" on your 10-frame mat. Record your equations below, starting with the number of pumpkins you placed first.




# Math Activities:

## Counting by 5's

### Fall 5's Skip Counting

**Directions:**

- Lay all the cards out in front of you, face up.
- Put the cards in order, counting by 5's
- Use the number cards to complete your recording sheet.

**Common Core Content Standard:**

1.OA.5. Relate counting to addition and subtraction

What comes next?

- 85, 90, \_\_\_\_\_
- 40, 45, \_\_\_\_\_
- 15, 20, \_\_\_\_\_
- 70, 75, \_\_\_\_\_

## Counting by 10's

### Fall 10's Skip Counting

**Directions:**

- Lay all the cards out in front of you, face up.
- Put the cards in order, counting by 10's
- Use the number cards to complete your recording sheet.

**Common Core Content Standard:**

1.OA.5. Relate counting to addition and subtraction

### Corn Munching Crows Greater Than/Less Than Game

**Directions:**

- Place the crow cards in front of you face up and the corn cards in a pile, facedown.
- Draw 2 corn cards, count the cobs and place them side by side, face up.
- If using number cards, follow the same steps, but do not count.
- Choose the correct crow card to compare the numbers. Crows love corn! They eat the most all the time!
- Record the numbers on the lines of the recording sheet.
- Draw the symbol < or > in the circle to show greater than or less than.

**Common Core Standard:**

1.NB.3. Compare two two-digit numbers based on meanings of the tens and ones digits, recording the results of comparisons with the symbols <, =, or >. (NOTE: This activity includes lower one-digit numbers as a building block towards working with two-digit numbers.)

## Greater Than/ Less Than

Name \_\_\_\_\_

Choose 2 Corn Munching Crow cards  
Write each number on a line  
Choose < or > to write in the circle in between the numbers.

1. _____	2. _____
3. _____	4. _____
5. _____	6. _____
7. _____	8. _____
9. _____	10. _____
11. _____	12. _____

Corn Munching Crows