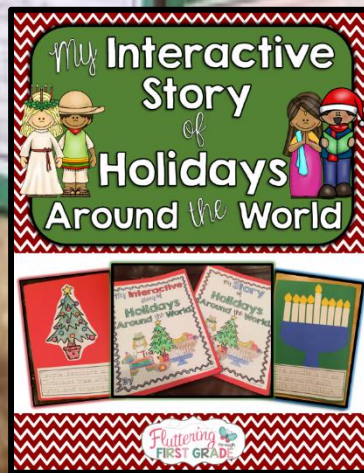


2 Options for Differentiation



Copy & Color



Craft & Create

Saint Lucia's Day
Saint Lucia's Day is a Scandinavian holiday that is celebrated in Sweden and Norway.

Kwanzaa
Kwanzaa is an African American Harvest Festival that lasts for seven days. Each day has a different theme.

Diwali
Diwali is a Hindu holiday celebrated in October or November. It is a Festival of Lights. Some people celebrate Diwali by visiting with family, giving gifts, and enjoying fireworks. Many homes are decorated with fresh flowers, and oil lamps called diya. The lamps shine in homes, towns, and even float in rivers as little boats. Fireworks also light up the sky during the five-day Diwali celebration.

Las Posadas
Las Posadas is a holiday celebrated in Mexico that lasts for nine nights. It is known as the "Night of the Wreath".

Hanukkah
Hanukkah is a celebration that lasts for eight days and nights. It is known as the "Festival of Lights".

Christmas
Christmas is a holiday celebrated on December 25th in many places around the world. It is a time of peace and showing kindness to others. Some people celebrate Christmas by spending time with their families, going to church, giving presents, and decorating a Christmas tree. People may decorate with lights, ornaments, and tinsel. Children enjoy singing Christmas carols and baking cookies too.

Christmas
Illustration of a lit Diya.

Diwali
Illustration of a lit Diya.

Kwanzaa
Illustration of a lit Diya.

Hanukkah
Illustration of a lit Diya.

Saint Lucia's Day
Illustration of a lit Diya.

Las Posadas
Illustration of a lit Diya.

Brainstorming Posters

My **Interactive Story**
of **Holidays Around the World**

Fact Finder Posters
Color and Black and White

Copy & Color Book

Christmas Tree: Directions
1. Cut 3 green triangles from the template.
2. Glue the triangles to the tree.
3. Cut 1 red star from the template.
4. Glue the star to the top of the tree.

Diwali: Directions
1. Cut 3 green triangles from the template.
2. Glue the triangles to the tree.
3. Cut 1 red star from the template.
4. Glue the star to the top of the tree.

Hanukkah: Directions
1. Cut 3 green triangles from the template.
2. Glue the triangles to the tree.
3. Cut 1 red star from the template.
4. Glue the star to the top of the tree.

Las Posadas: Directions
1. Cut 3 green triangles from the template.
2. Glue the triangles to the tree.
3. Cut 1 red star from the template.
4. Glue the star to the top of the tree.

Kwanzaa: Directions
1. Cut 3 green triangles from the template.
2. Glue the triangles to the tree.
3. Cut 1 red star from the template.
4. Glue the star to the top of the tree.

St. Lucia's Day: Directions
1. Cut 3 green triangles from the template.
2. Glue the triangles to the tree.
3. Cut 1 red star from the template.
4. Glue the star to the top of the tree.

Craft & Create Book

Brainstorming Pages

Brainstorming Pages for Christmas, Diwali, Hanukkah, Kwanzaa, Las Posadas, and St. Lucia's Day. Each page has a central topic and several empty boxes for brainstorming ideas.

Prewritten Tracing Text Boxes

Children enjoy bread during Las Posadas.

Children wear white and a lighted wreath on Saint Lucia's Day.

Some people star shaped piñatas during Kwanzaa.




Children enjoy bread during Diwali.

Blank Text Writing Boxes

People decorate a Christmas tree with lights and ornaments.

Blank Text Writing Boxes

Blank lines for writing.



Copy & Color Book Option

4. Choose either prewritten tracing text boxes or use the transforming posters and pages to come up with your own class text to build your class knowledge about holidays around the world.

Use the vocabulary cards, Fast Finder posters and/or suggested prewritten text to build your class knowledge about holidays around the world.

Teacher Talk
Teaching our students about holidays around the world is a special time of our school year. By involving them in creating the story themselves, they learn a TON! Fast! Just in time to take those Kwanzaa books home to share during their own family holidays!

Here's What Do:
1. Prep 1 book per student using 1 piece of red and 1 piece of green (or whatever colors you'd like). It's 1st construction paper. Stack one color on top of the other and fold them in half from left to right to create a 6 page book with cover. Staple.

2. Choose either the **Copy and Color** or the **Craft and Create** pages for your class.

***Copy and Color Option:** You print... students color, cut and glue the pictures in.

***Craft & Create Option:** You prep... students craft.

Learning...
Christmas Around the World
By Chuck Fischer

My Interactive Story of Holidays Around the World

Fluttering FIRST GRADE

Holidays Around the World

Christmas 	Diwali
Hanukkah 	Kwanzaa
Las Posadas 	Saint Lucia's Day

Vocabulary Cards

Craft & Create Book Option

