

Listen Up

Auditory Activities for Little Learners



Created By



• Listening Skills

• Improve Behavior

• Following Directions

• No Prep

• Great for ELD/ESL

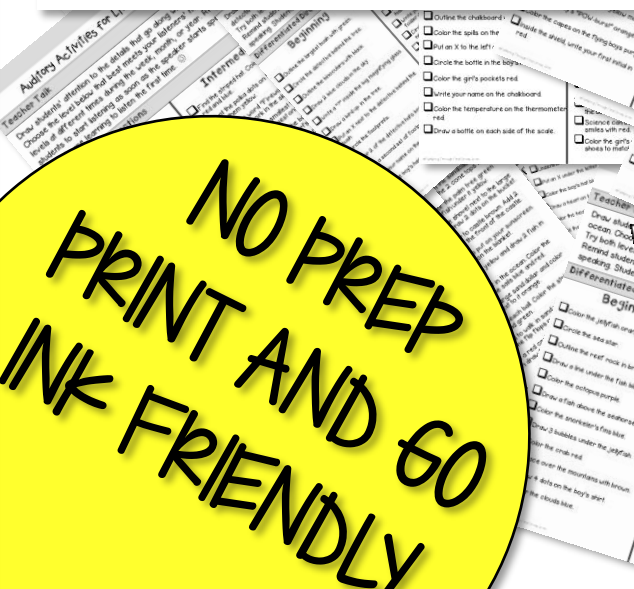
Set
2

Listen Up! Class Posters





25 Listen Up! Lessons

25 *Differentiated* Listen Up! Directions Cards




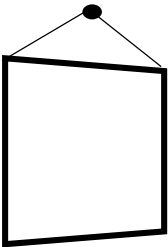

CCSS Tracking Sheets, Rubrics & Self Assessments

©Fluttering Through First Grade, 2014



Name: _____

Sun	Mon	Tues	Wed	Thur	Fri	Sat
		1	2	3	4	5
6	7	8	9	10	11	12
13	14	15	16	17	18	19
20	21	22	23	24	25	26
27	28	29	30			



Listen Up! Auditory Activities for Little Listeners

Teacher Talk

Draw students' attention to the details that go along with being in a classroom. Choose the level below that best meets your listeners' needs. Try both levels at different times during the week, month, or year. Remind students to start listening as soon as the speaker starts speaking. Students are learning to listen the first time. 😊

Differentiated Directions

Beginning

- Color the boy's pencils yellow.
- The girl is wearing a red bow.
- Outline the chalkboard with blue.
- Color the boy's hair brown.
- Color the math book green.
- Put a pink X on Friday the 18th.
- Write the word "cat" on the chalkboard.
- Draw a blue triangle on the boy's shirt.
- Add a purple worm to the apple.
- Put an A+ on the boy's paper.
- Color the girl's shoes orange.
- Draw a class pet under the table.

Intermediate

- Find the Art book. Color it blue and the boy's shoes the same color.
- Count up to Saturday the 19th. Color that date yellow.
- Outline the chalkboard with brown. Put an blue X to the right of it.
- Put 2 dots on the pencil on the table. Draw another pencil above it.
- Find the picture frame hanging on the wall. Draw a purple flower inside it.
- The girl is carrying 3 books. Color 2 orange and one green.
- Draw a yellow rectangle on the boy's shirt. His hair is brown.
- Trace the outside of the rug with purple. Color the girl's shoes the same color.
- Find the paper in the boy's hand. Write your first and last initials on the paper.
- Write the word "cat" on the board and the word "dog" under it.
- Outline the apple with red. Draw a green worm inside.
- It's fun to have a class pet. Draw one in under the table.


L i s t e n U P

Listen Up!
Listen Up!

Whatcha gonna do?
What I'm gonna do is
Listen, Think, Do!



Thank you for trying out our "Listen Up 3! Auditory Activities for Little Learners." If you enjoyed this activity, we have other Listen Up units as well. Buy the BUNDLE and save!

Christy & Tammy 

flutteringthroughfirstgrade@gmail.com

Visit Our Blog for more fun activities!

www.flutteringthroughfirstgrade.com

Follow Us on Facebook

www.facebook.com/flutteringthroughfirstgrade

Come Pin with Us!

www.pinterest.com/fluttering1st

Clip Art and Fonts Credits



Listen Up


Auditory Activities for Little Learners

BUNDLE

Listen Up
Auditory Activities for Little Learners

Set 1


- Listening Skills
- Improve Behavior

Created By 

Listen Up
Auditory Activities for Little Learners

Set 2


- Listening Skills
- Improve Behavior
- Following Directions
- No Prep
- Great for ELD/ESL

Created By 


Listen Up
Auditory Activities for Little Learners

Set 3

- Listening Skills
- Improve Behavior
- Following Directions
- No Prep
- Great for ELD/ESL

Created By 

All 3 Sets

Created By 

©2015 Christy Button & Tammy Farhit, Fluttering Through First Grade –

All rights reserved. Purchase of this unit entitles the purchaser the right to reproduce the pages in limited quantities for classroom use only. Duplication for an entire school, an entire school system or commercial purposes is strictly forbidden without prior written consent from the publishers. flutteringthroughfirstgrade@gmail.com

