

The Pilgrims
A Pilgrim is a person

Planting Food
The Pilgrims and Native

The Log Cabin
The Pilgrims had to build their own homes. They brought tools with them to help them do their job. They used log wood to build their homes. They used grass to make the inside of their homes. Most Pilgrims had one room. The Pilgrims did not have very comfortable homes.

Hunting Food
The Native Americans and Pilgrims had to hunt for food. The hunted

The Wigwam
The Native Americans had

The Native Americans
The Native Americans lived in North America for many years before the Pilgrims lived off of the land and water. They planted crops and hunted wild birds and animals. They fished and taught the Pilgrims how to plant fish in the soil to help their crops grow better. They came to the first Thanksgiving in 1621.

The Native Americans
Planting Food

The Wigwam
Hunting Food

The Pilgrims
The Log Cabin

Brainstorming Posters

Brainstorming Pages

Four brainstorming posters for 'The Pilgrims', 'The Native Americans', 'The Log Cabin', and 'The Wigwam'. Each poster has a central title box and several surrounding empty boxes for brainstorming ideas. A 'Name' field is provided at the top of each poster.

Fact Finder Posters
Color and Black and White

Copy & Color Book

Log Cabin: Directions
-Scissors
-Crayons
-Glue
-Construction paper
-Black pen for crayon/outline

Planting Food: Directions
-Corn pictures
-White construction paper
-Green, yellow, and red construction paper
-Scissors
-Glue
-Black pen for crayon/outline

The Native Americans: Directions
-Native American pictures
-White construction paper
-Scissors
-Glue
-Black pen for crayon/outline

The Pilgrims: Directions
-Water
-Light blue rectangle 8 1/2 x 3 1/2
-2 white rectangles 3 1/2 x 2 1/2
-2 white rectangles 3 1/2 x 2 1/2
-Black pen for crayon/outline
-Pencil

Craft & Create Book

Includes cutouts for a wigwam, a log cabin, and a turkey, along with detailed instructions for each craft project.

My Interactive Story of the First Thanksgiving

Illustrations of a Native American boy, a Pilgrim boy, a Native American girl, and a Pilgrim girl.

Interactive Story of the First Thanksgiving

Includes a turkey cutout and a book cover illustration for the interactive story.







Prewritten Tracing Text Boxes

In 1620, The Pilgrims set sail on a boat called the Mayflower.

Blank Text Writing Boxes

Blank handwriting practice lines for writing.





Copy & Color Book Option

Teacher Talk
 Teaching our students about the first Thanksgiving is a special time of our school year. By involving them in creating the story themselves, they learn a TON! Just in time to take these keepsake books home to share at their own family feast!

Here's What Do:
 1. Prep 1 book per student using 1 piece of orange and 1 piece of yellow 12" x 18" construction paper. Stick 1/2 one color on top of the other and fold them in half from left to right to create a 6 page book with cover. Staple.
 2. Choose either the Copy and Color or the Craft and Create pages for your class.

***Copy and Color Option:** You print... Students color, cut and glue the pictures in.

***Create and Make Option:** You prep... Students craft.

Parental Involvement: Use Create Teacher To Guide Through Project

For Learning...
 If You Were At The First Thanksgiving By Anne Karma
 Young Squanto By Andrew Woods







My Interactive Story of the First Thanksgiving

Fluttering FIRST GRADE

Thanksgiving Words

log cabin		pilgrims		log cabin	
wigwam		Mayflower		wigwam	
turkey		Native Americans		turkey	
canoe		harvest		canoe	

Vocabulary Cards



Craft & Create Book Option